

Quarta Conferenza Nazionale sull'efficienza energetica

SMART POWER (CO)GENERATION

Dr. Marco Golinelli
Vice Presidente Wärtsilä Italia S.p.A.

Roma 21 Novembre 2012

- Wärtsilä
- SMART POWER GENERATION
- COGENERAZIONE....
-SMART
- Conclusioni

WÄRTSILÄ CORPORATION



Passion for engines.



Today we are much more than an engine company



Passion for optimising lifecycle value for our customers with modern and sustainable power solutions.





This is what we bring to the market



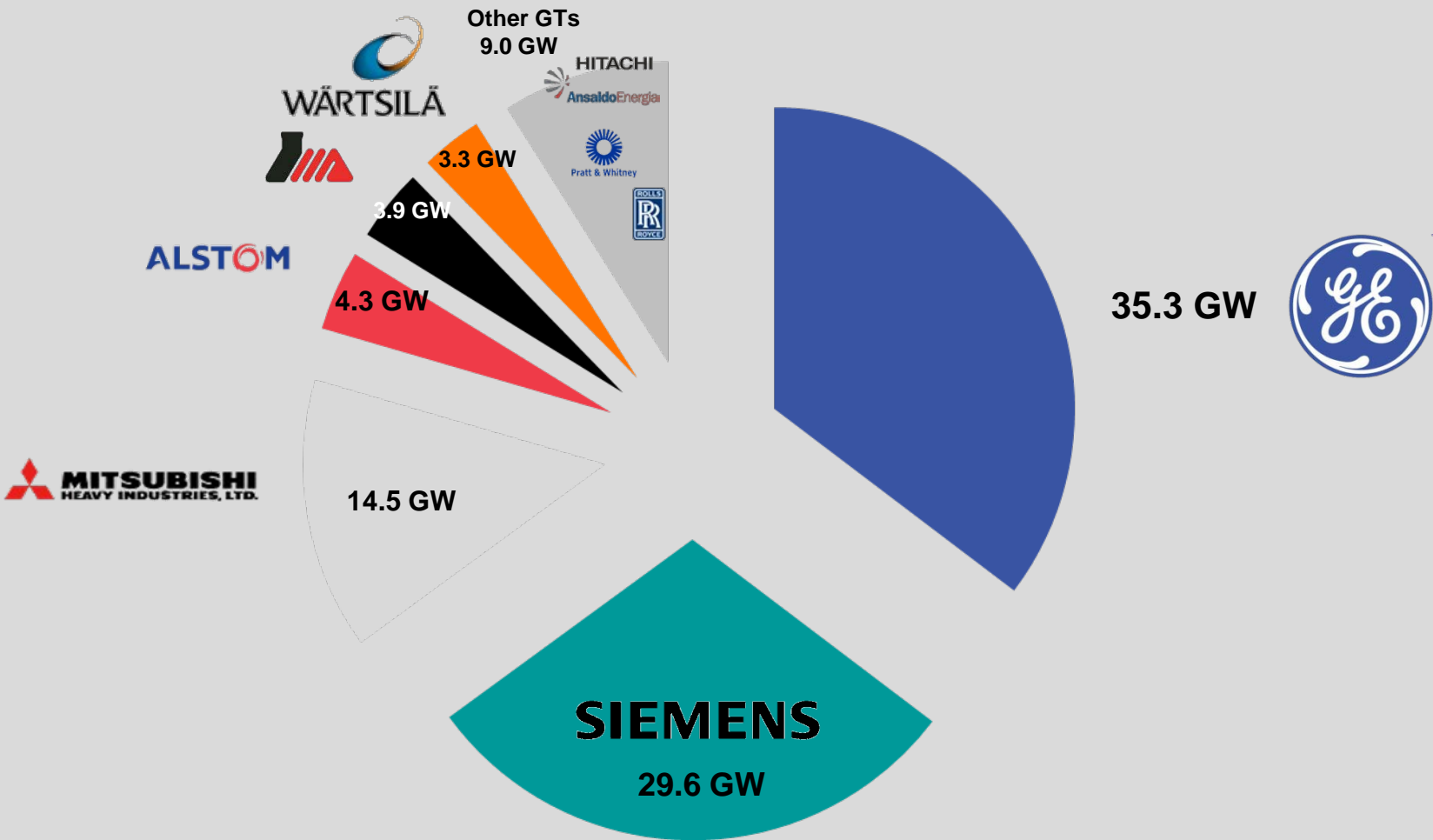
EFFICIENCY

**ENVIRONMENTAL
SOLUTIONS**

**FUEL
FLEXIBILITY**




2011 orders by manufacturer



TOTAL MARKET: 99.9 GW

NB. Other combustion engines not included – data from IESG for 2011 not available
 NB. Includes all gas and liquid-fuelled power plants with prime movers above 5 MW
 NB. Includes estimated output of steam turbines for combined cycles (factor 0.5 for industrial turbines, 0.4 for aeros)





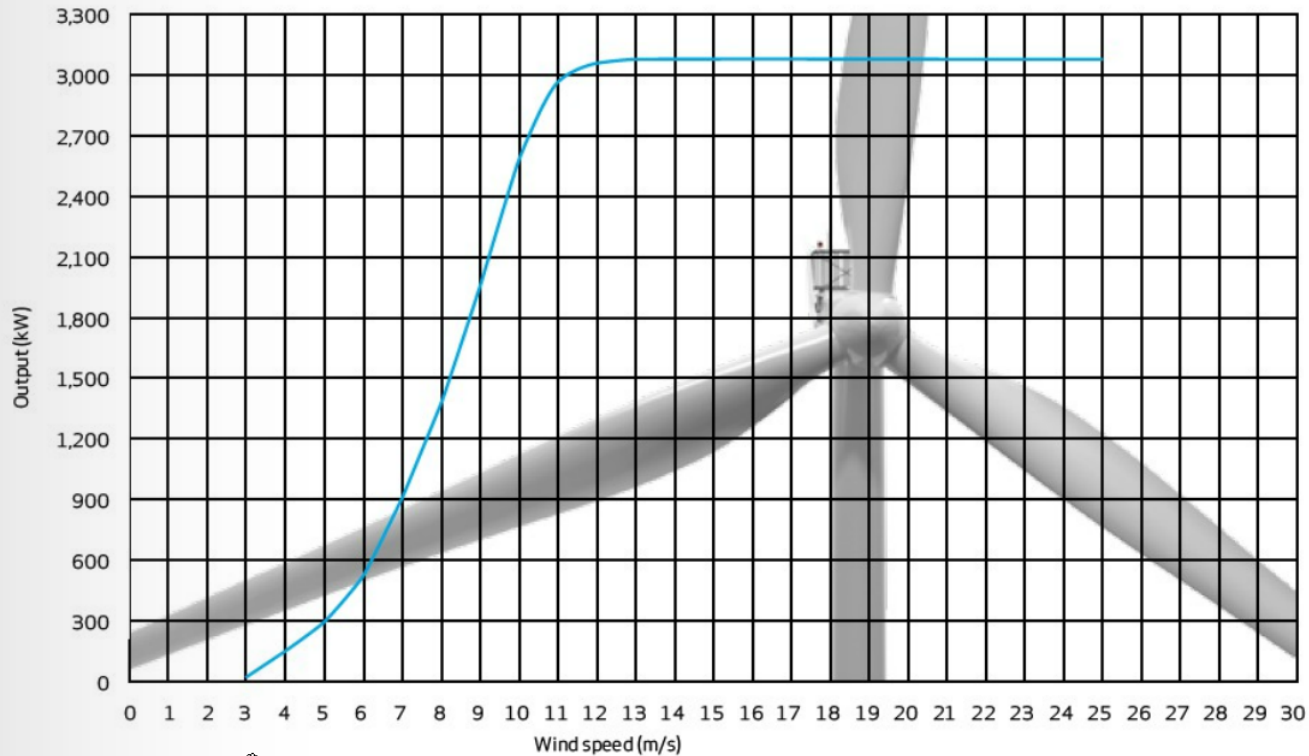
Noi generiamo valore superiore per i nostri Clienti per mezzo delle nostre soluzioni altamente efficienti, flessibili ed ambientalmente compatibili, che permettono una transizione verso una infrastruttura energetica più moderna e sostenibile.



2050



Impatto sul sistema elettrico dell'energia eolica



Source: Vestas

- Raggiun di impiar
- Un camb dagli imp avvengo

	10 min	1 h
Max. wind production negative change rate GW	-17	-40
Max. wind production negative change rate %	-6	-14
Max. wind production positive change rate GW	37	63
Max. wind production positive change rate %	13	22

installata

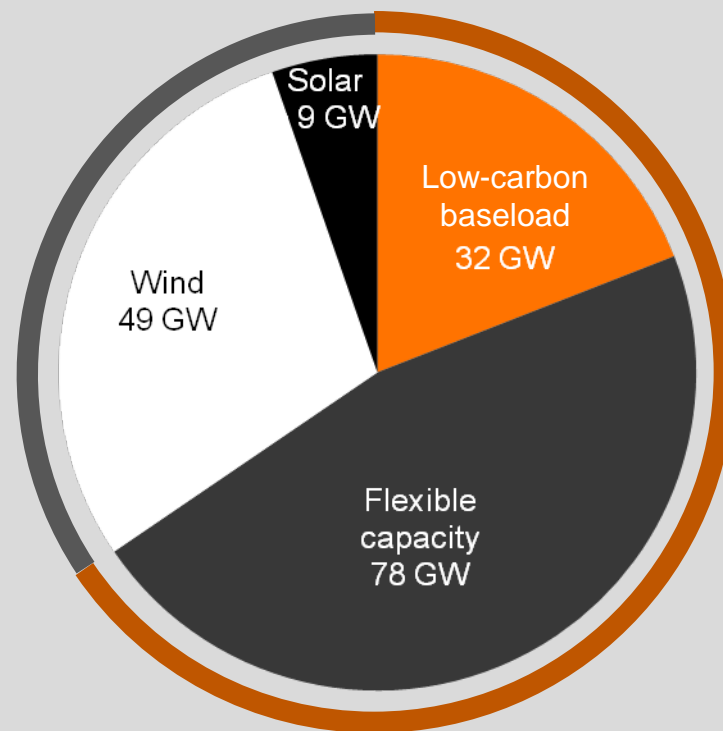
uscita

Capacità di sistema, 20 % al 2020

- Domanda di picco 100 GW
- Riserva 10% (capacità totale 110 GW)
- 20% di energia prodotta da fonti rinnovabili:
 - 49 GW Eolico (capacity factor 25%)
 - 9 GW Solare (capacity factor 20%)
- Capacità 8000h base load circa 32GW
- La differenza tra la capacità installata Base Load ed il picco di sistema deve essere coperta da 78 GW di capacità flessibile e dispacciabile

Capacità, il Sistema futuro

Capacità Variabile 58 GW



Capacità dispacciabile
110 GW



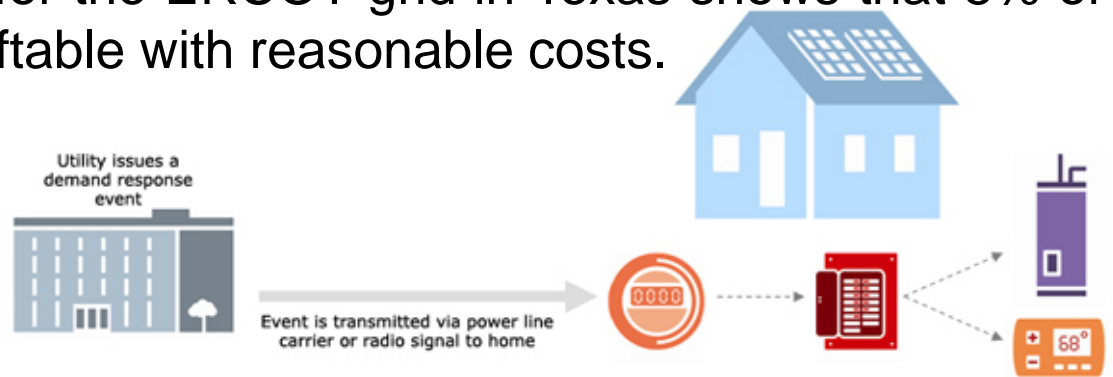
Dynamic Balancing Solutions

Demand response and smart grids

Power system balancing and reduction of peak loads or load shifting. Demand response is most cost effective for larger loads. Naturally there is always cost involved in form of **lost revenue**, and the time of the plant shut down **may be limited** due to process etc reasons.

On a smaller scale, such as households, smart grids with smart meters are being promoted. There, however, the **specific cost** compared to load shifting potential is high. There are also limitations on how long continuous household loads can be shut off, e.g. a refrigerator 15 minutes and heating approximately 4 hours so it will function best as a short term load shifter.

The potential of demand response is though not insignificant. A recent study made for the ERCOT grid in Texas shows that 8% of the peak load would be shiftable with reasonable costs.



Spinning reserve

Spinning reserve is unused generation capacity that is synchronized and ready to ramp up and thereby serve additional demand on decision of the system operator. Such capacity can be called for relatively rapidly. Typically the system operator pays a generation company to provide spinning reserve, based on lost revenue. Spinning reserve requires that capacity is **operated at lower than nominal output**, which with most technologies results in **lower efficiency and consequently higher carbon emissions**



Dynamic Balancing Solutions

Storage

Electric energy is difficult to store. **Capacitors have limited capacity and are very expensive** making them unattractive in large scale use. Conventional lead-acid batteries cost about 75 000 €/MWh and have the restriction that they prefer **slow charging** and rather **fast discharging**. Additionally, leadacid batteries should not be discharged completely since it reduces their lifetime. Lithium based batteries on the other hand can accept fast charging and discharging but cost at least 800 000 €/MWh. Lot of R&D is put in developing better batteries.



Storage

Pumped hydro has potential to play a role in storing energy from renewable generation. There are some challenges related to pump hydro: the electricity needed to drive the pumps must be generated with some other power plants and **about 25% of the electrical energy is lost in the process.** Depending on the original power source pumped hydro **isn't necessarily renewable energy.** If, for example, pump storage is used during the night to enable coal fired power stations to maintain minimum load (to avoid stopping them), the power produced later by the pump hydro is most carbon intensive as the pumping was done with high carbon minimum loaded coal plants, and some 25% of the power was lost on the way. Pumping excess wind power makes more sense. **Locations** with suitable water storage possibilities are **not widely available.**



Dynamic Balancing Solutions

Storage

Compressed air energy storage (CAES) is another storage technology. The principle is to compress air to a pressure of about 70 bar using an electrically driven air compressor. At this pressure the energy density of air is 29 MJ/m³, which is not much compared to natural gas that compressed to the same pressure contains 2.5 GJ/m³. It is hard to see how compressed air storages would ever make commercial sense.



Dynamic Balancing Solutions

Storage

Hydrogen is another potential electric energy storage medium that is being developed. Hydrogen would presumably be produced using electrical energy or heat, then compressed or liquefied, stored, and then converted back to electricity using a heat engine or fuel cells.

A significant problem with the “hydrogen economy” is its **huge conversion losses**. The total efficiency of a hydrogen storage system, electricity-hydrogen-electricity, can depending on how the electricity initially has been generated, **fall below 20%**. Obviously the **cost** of such electrical power would be extremely high.



Storage

Reservoir hydro

Reservoir hydro is dispatchable, it can be totally closed for a period, making it ideal for both base load, load following and system balancing. Depending on reservoir size, water can be stored for future needs, making it the perfect carbon-free balancing solution for wind power during low-wind conditions.

Dams with significantly large capacity take **years to plan and construct**, and involve remarkably **high capital cost**. Suitable **locations** for new plants are also difficult to find. New sites tend to be **remote**, requiring significant investments in infrastructure.

Reservoir hydro is part of the future balancing solution, but there is not and will not be adequate capacity in the EU system to handle the full balancing task with reservoir hydro.



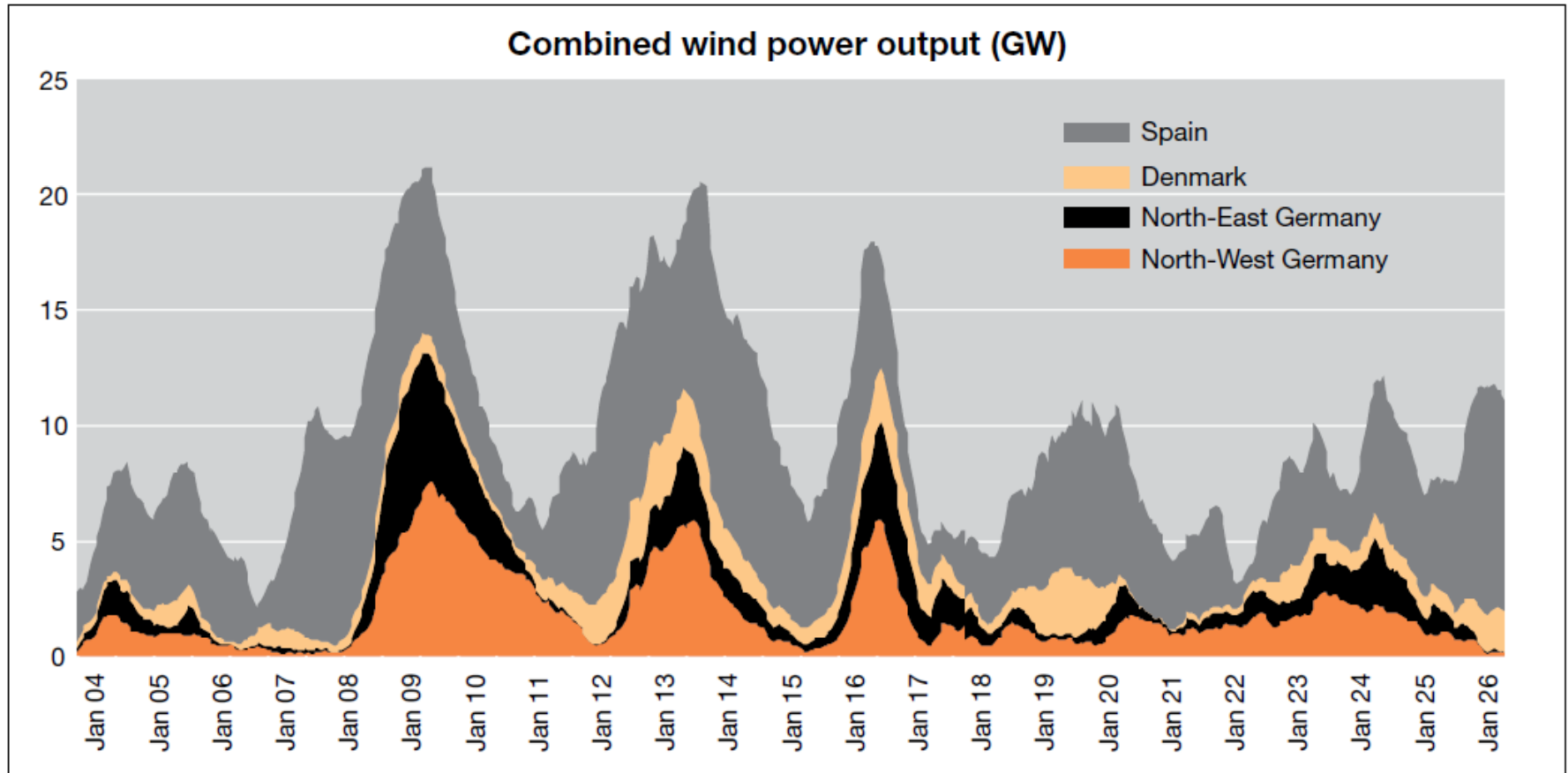
Dynamic Balancing Solutions

“Super grid”

A “super grid” has been marketed as a solution for balancing renewables over large geographical areas, the assumption being that wind conditions over larger areas always differ from each other, which should allow excess wind power to be transferred to areas with no or low wind. However in Europe the wind conditions are largely determined by Atlantic low pressures, creating similar wind conditions all the way from North Sea to Spain. Transferring excessive wind power from North Sea region to Spain or vice versa does not provide the desired balancing solution as everybody has excess wind power at the same time. A “super grid” will be needed in the North Sea region to bring all the coming offshore wind power to land.



Winds on Europe



Wärtsilä – Smart Power Generation

Competitività e minimo impatto

- La più alta efficienza elettrica a ciclo semplice(>46%)
- La più alta efficienza in condizioni estreme
- Il più basso consumo di acqua
- Flexicycle™ (Ciclo combinato a MCI)
- Alta efficienza a carico parziale
- Alta efficienza di impianto a carico parziale grazie a modularità di impianto

Efficienza Energetica

Smart Power Generation

Flessibilità combustibili

Scelta continua dei combustibili più sostenibili

- Soluzioni per
 - Combustibili liquidi o gassosi
 - Fonti rinnovabili
- Protezione per il futuro
 - Impianti poli combustibili
 - Conversioni combustibili

Impianti *Multi tasking* pronti per i mercati futuri

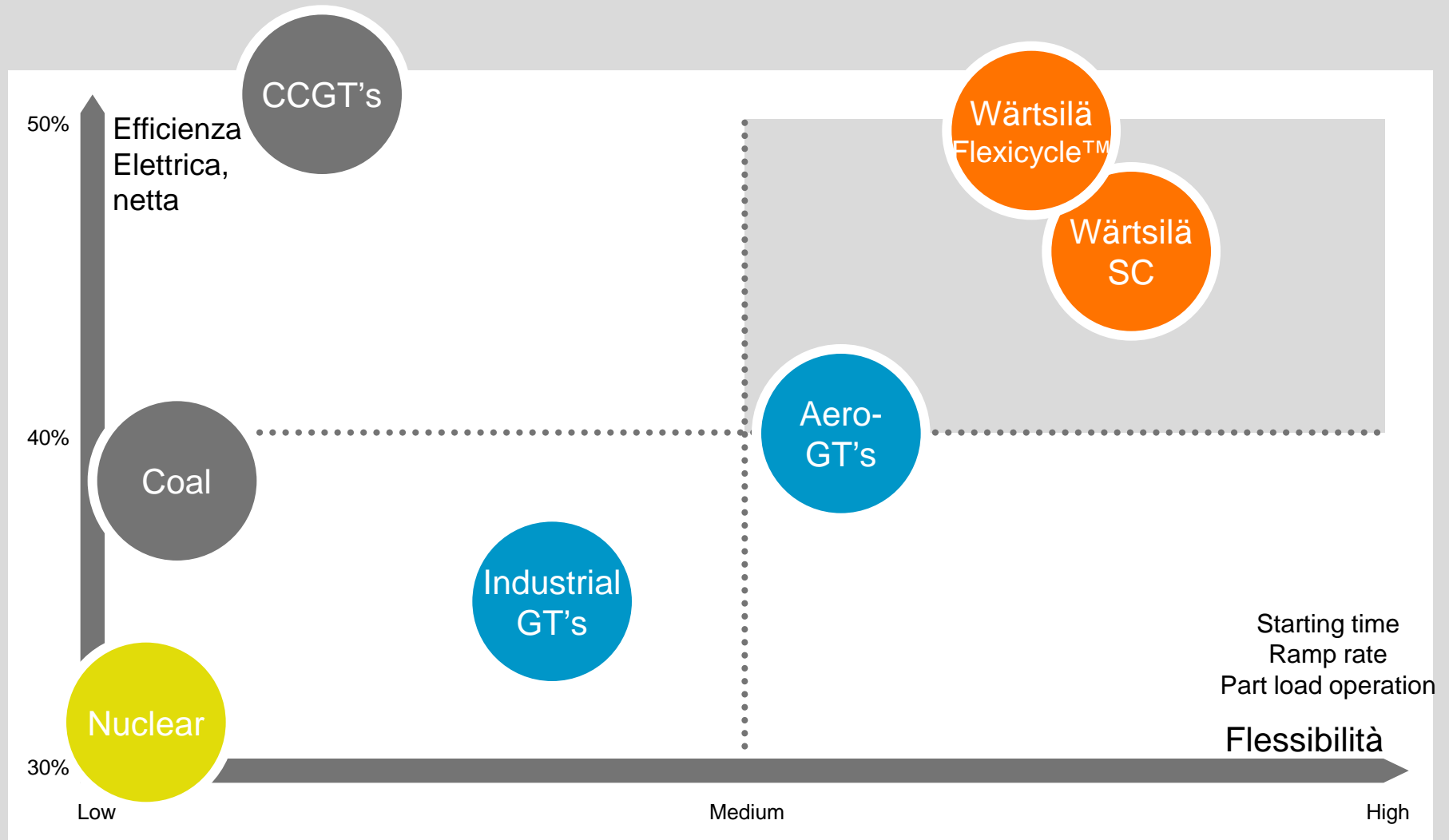
- Illimitato, ultrarapido ed affidabile avviamento e spegnimento senza impatto sul programma manutentivo.
- Riserva Rapida, inseguimento del carico, *peaking* e *base load*
- Tutti i servizi ancillari
- Supporto alla rete, facilitatori delle fonti rinnovabili

Eccellenza Operativa

Caratteristiche della Smart Power Generation

- **Agilità di dispacciamento**
 - Megawatt alla rete in 1 minuto dall'avvio
 - Pieno carico in 5 minuti dall'avvio
 - Spegnimento rapido in 1 minuto
 - Veloce rampe di carico (up & down)
 - Numero cicli illimitato
 - Altissima affidabilità di avviamento
 - Controllo da remoto anche per start & stop
 - Capacità di avviamento Black start
- **Bassi costi di produzione**
 - Alta efficienza (46% in ciclo semplice e >50% in ciclo combinato)
 - Alto dispacciamento con bassa CO2
 - Ampio spettro di carico redditizio
 - Unità multiple modulari
 - Ogni livello di produzione di impianto generato in alta efficienza
 - Nessun *derating* : capacità di dispacciamento in clima caldo e ad elevate altitudini
 - Basso costo manutentivo, non influenzato da frequenti avviamenti e spegnimenti e andamenti ciclici
 - Consumo di acqua basso o nullo
- **Alta affidabilità e disponibilità**
 - Unità multiple permettono disponibilità stabile pari a $(n-2) \times \text{capacità}$ (n=numero di unità installate)
 - Disponibilità tipica della singola unità > 96%
 - Affidabilità tipica della singola unità ~ 99%
 - Affidabilità di avviamento tipico > 99 %
- **Dimensioni e posizionamento di impianto ottimali**
 - Posizionamento in prossimità della domanda (load pockets) es. città
 - Modularità e flessibilità di impianto permettono investimenti dilazionati nel tempo
 - Minima pressione gas di alimentazione (5 bar)
- **Flessibilità combustibili**
 - Gas naturale e biogas con combustibile di back-up
 - Combustibili liquidi (LBF, LFO, HFO)
 - Conversioni combustibili
- **Basso impatto ambientale**
 - Basse emissioni di CO2 ed emissioni locali anche in rampa di carico ed a carichi parziali
- **Facile manutenzione e conduzione**

Flessibilità operativa vs. Efficienza elettrica



● Steam Power Plants ● Simple Cycle ● Combustion Engines

Starting time
Ramp rate
Part load operation

Flessibilità

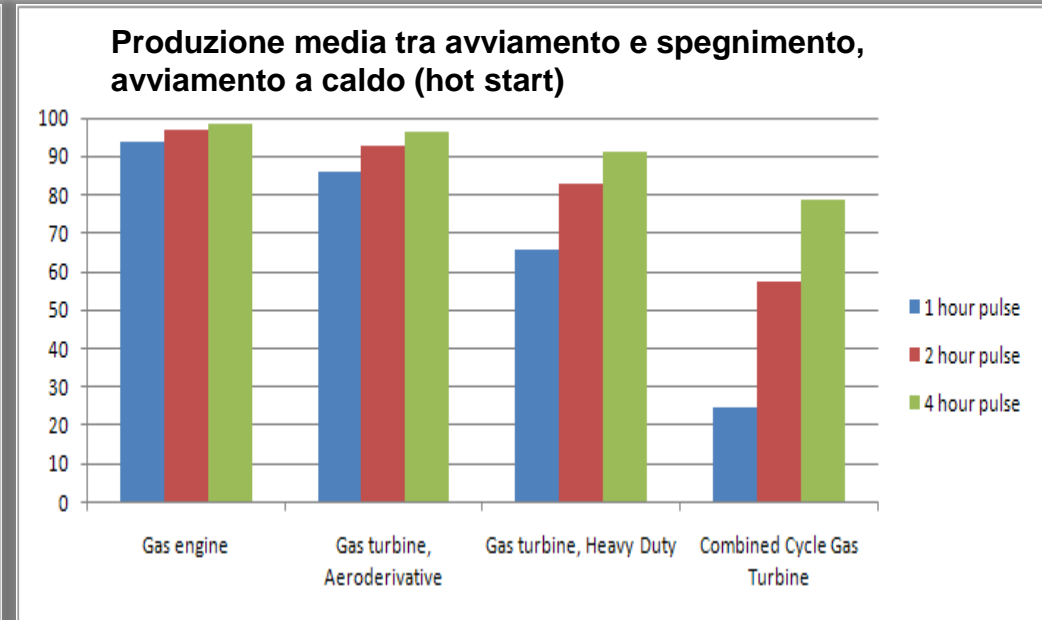
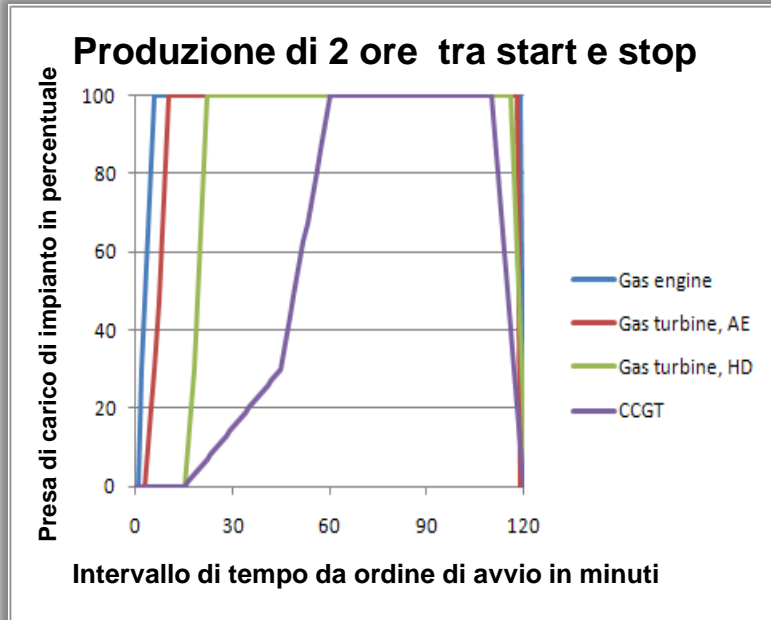
High

Tabella tecnologie - confronto

	Nuclear	Thermal Coal	GTCC	HDGT	Aero GT	Smart Power Generation	Hydro	Pump Hydro
Start to synchronisation (min)	>1400	>60	6-13	6-13	6	0.5	<1	<1
Start to full load (min)	>2000	>180	60-90	13-30	8	3-5	<2	<2
Stop from full load (min)			30-60	10	5	1	<1	<1

stop from full load (min)			30-60	10	5	1	<1	<1
Start to full load (min)	>2000	>180	60-90	13-30	8	3-5	<2	<2

Caratteristiche dinamiche - 2h di produzione start & stop



Smart Power Generation

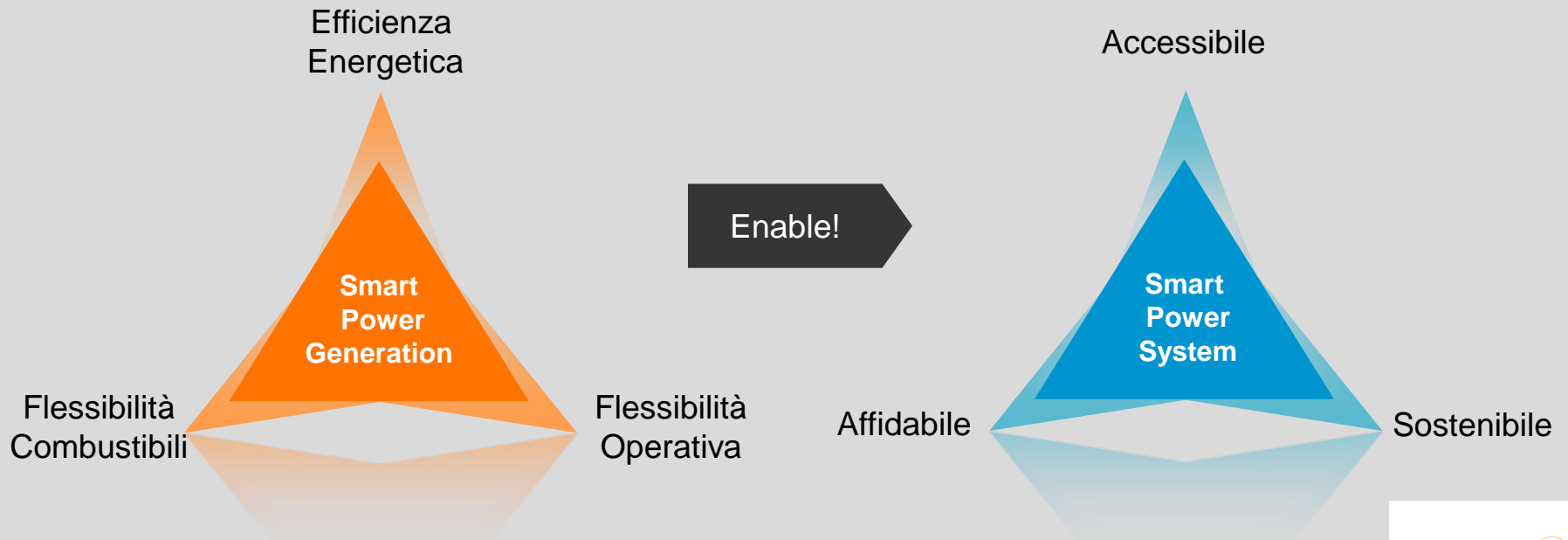
Il tassello mancante al puzzle del nuovo sistema energetico a basso contenuto di carbonio!

La Smart Power Generation permette una transizione globale ad una infrastruttura energetica più sostenibile, affidabile ed economicamente abbordabile

Unica e nuova, è una parte essenziale del nuovo sistema energetico ottimizzato e sicuro.

La Smart Power Generation migliora l'efficienza complessiva del sistema e risolve la sfida della variabilità massimizzando l'integrazione del vento.

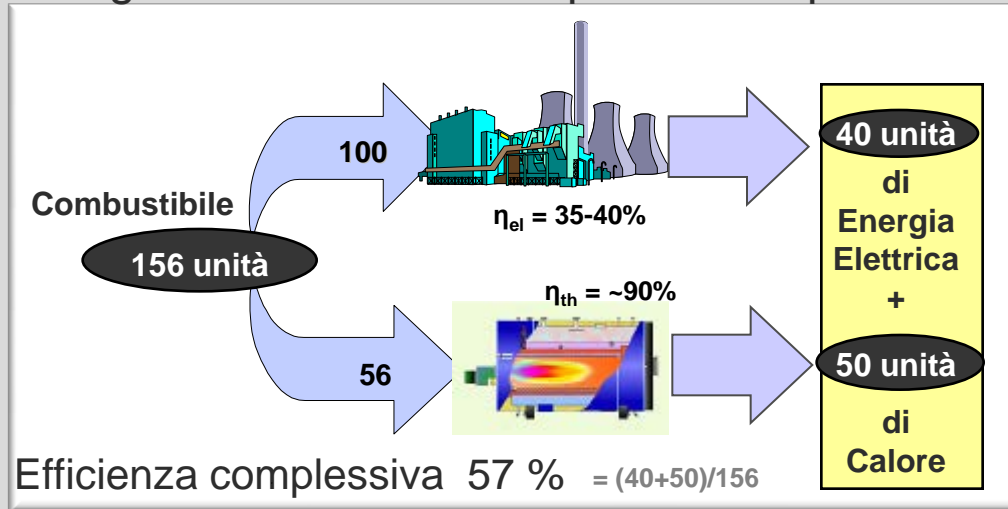
La Smart Power Generation può operare in molti modi diversi, da base load efficiente a bilanciamento di rete dinamico ed ultra veloce.




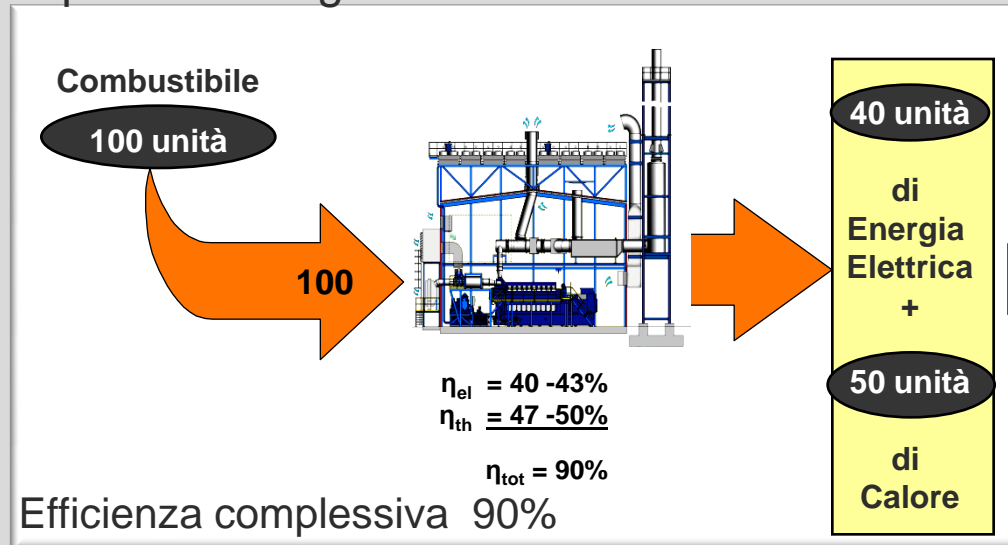
COGENERAZIONE.....

Cogenerazione

Energia Elettrica e Calore prodotte separatamente



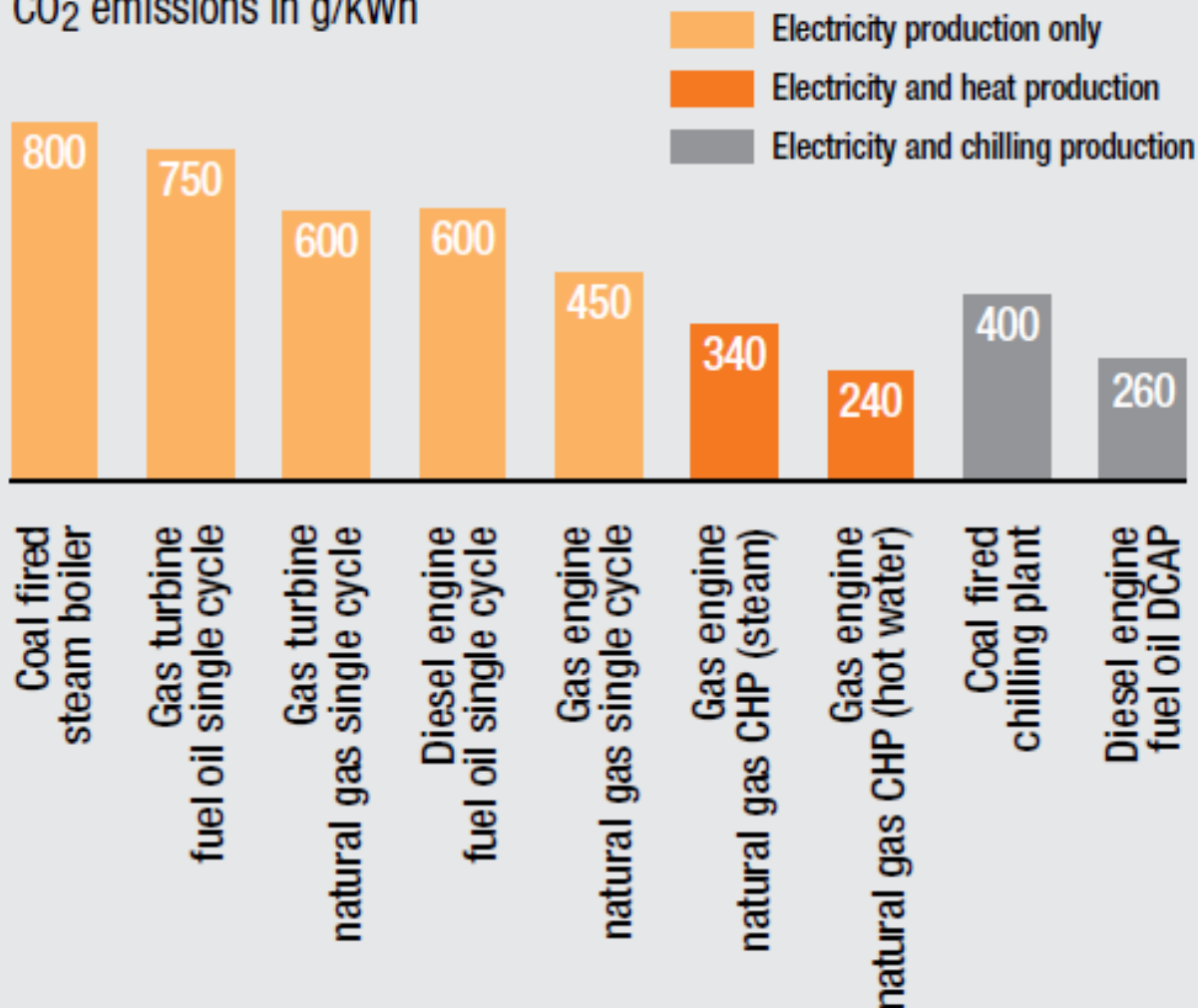
Impianto di Cogenerazione Wärtsilä



Cogenerazione e CO₂

Typical specific CO₂ emissions by different power plant types

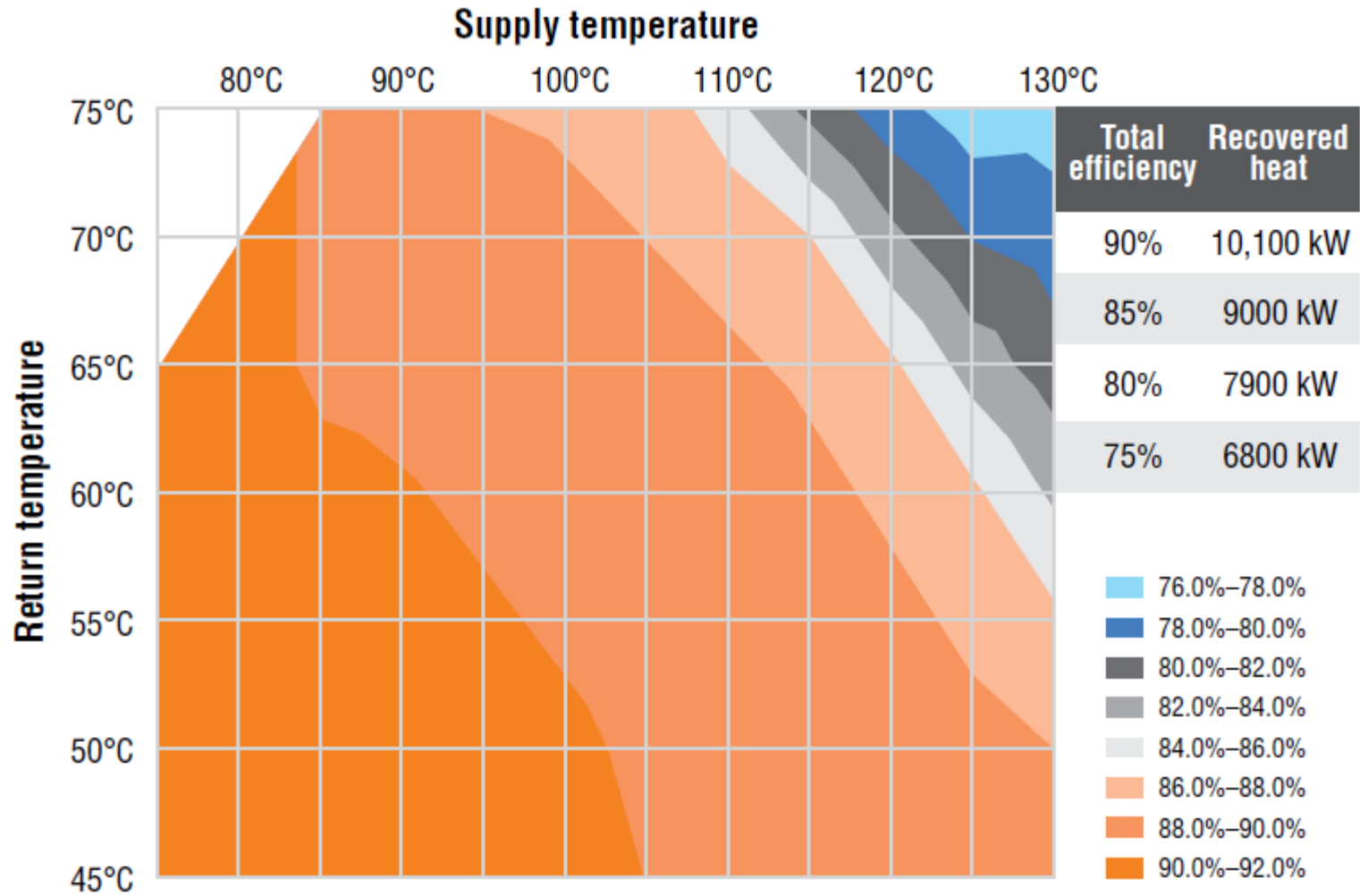
CO₂ emissions in g/kWh



I motori


Genset	W20	W32	W34	W46	W50
Potenza Elettrica (MW)	1,0 - 1,5	2,6 - 8,9	3,8 - 8,7	8,5 - 22,3	18,3
Efficienza Elettrica	42%	46,2%	46,3%	47%	48,6%

PLANT TOTAL EFFICIENCY DEPENDING ON HOT WATER TEMPERATURES



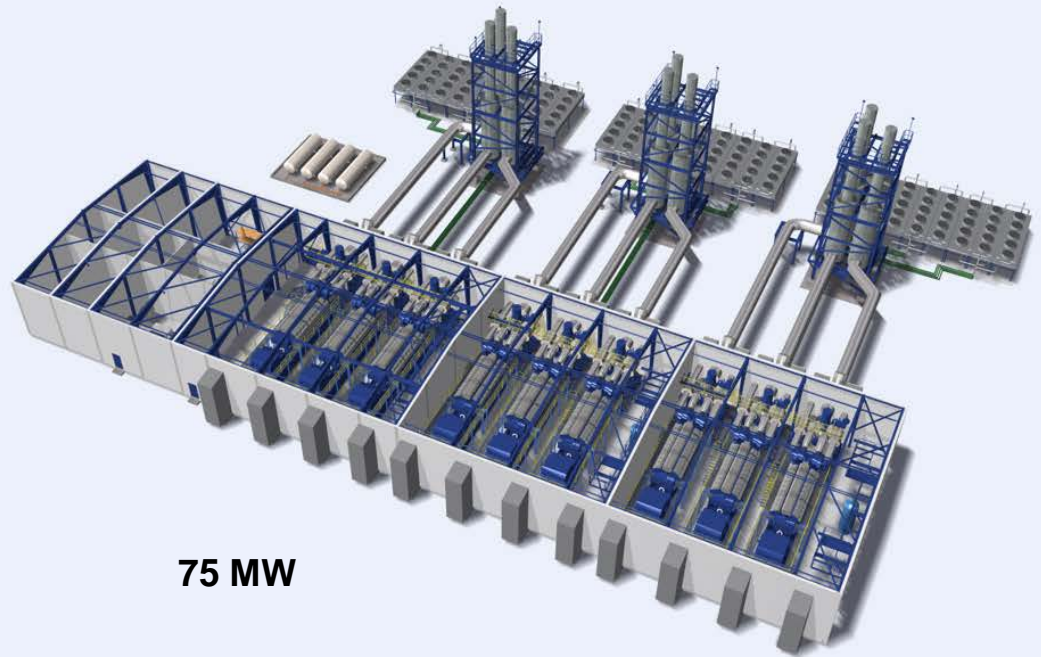
L'impianto modulare

3x20V34SG Power Plant



25 MW

Plant extended to 9x20V34SG



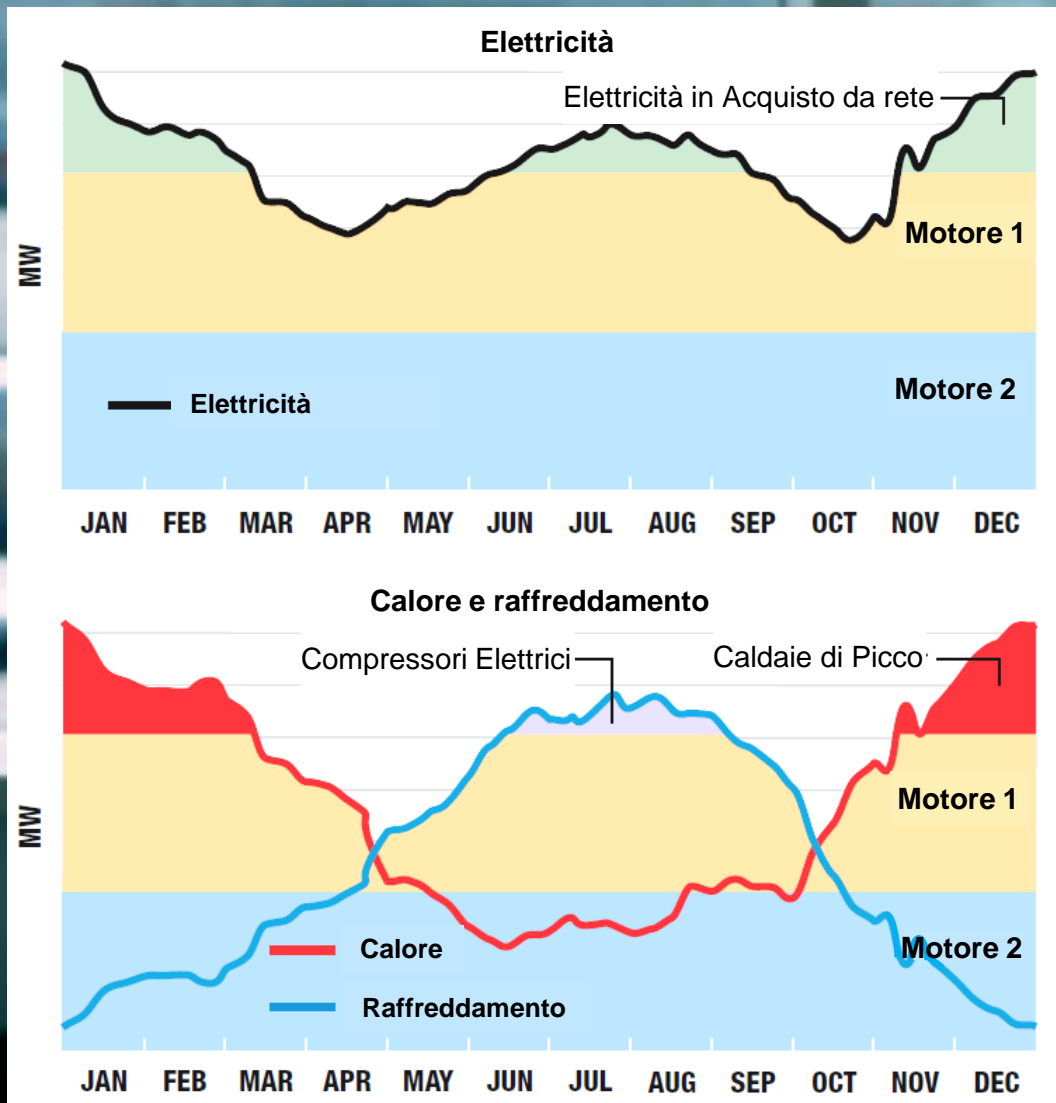
75 MW



I Combustibili

Liquid Biofuels (LBF)	Baseload power, Europe/Kyoto
Natural gas (NG)	Baseload power, power islands, grid stability services, compressor drives
Associated gas (AG)	Oil field power, eliminates the need for flaring in oil fields
Light Fuel Oil (LFO)	Stand by & emergency power
Crude Oil (CRO)	Oil field power, Oil pipeline pumpsets
Heavy Fuel Oil (HFO)	Baseload plants, Power Islands, Back-up power
Fuel Water Emulsions (FEW)	Oil sands, Oil refinery power based on process residue

Il Profilo operativo



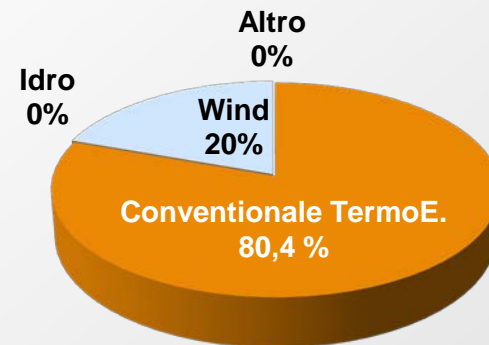
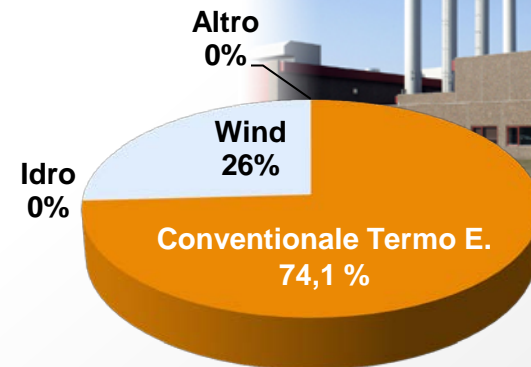
COGENERAZIONE SMART

Il caso Danimarca – efficiente, flessibile ed economica

Produzione energia –Danimarca 2009

Tipologia	Capacità installata		Produzione annua GWh/a	Percentuale produzione %	Indice di utilizzo %
	GW	%			
Convenzionale TermoE.	9,14	74,1	27 708	80,4	34,6
Nucleare	-	-	-	-	-
Idro	0,01	0,1	19	0,1	19,7
Eolica	3,18	25,8	6 721	19,5	24,1
Altro - incl. Solar, bio.,etc.	0,00	0,0	3	0,0	22,8
Totale	12,34	100,0	34 451	100,0	31,9

La sfida dell'eolico è già presente



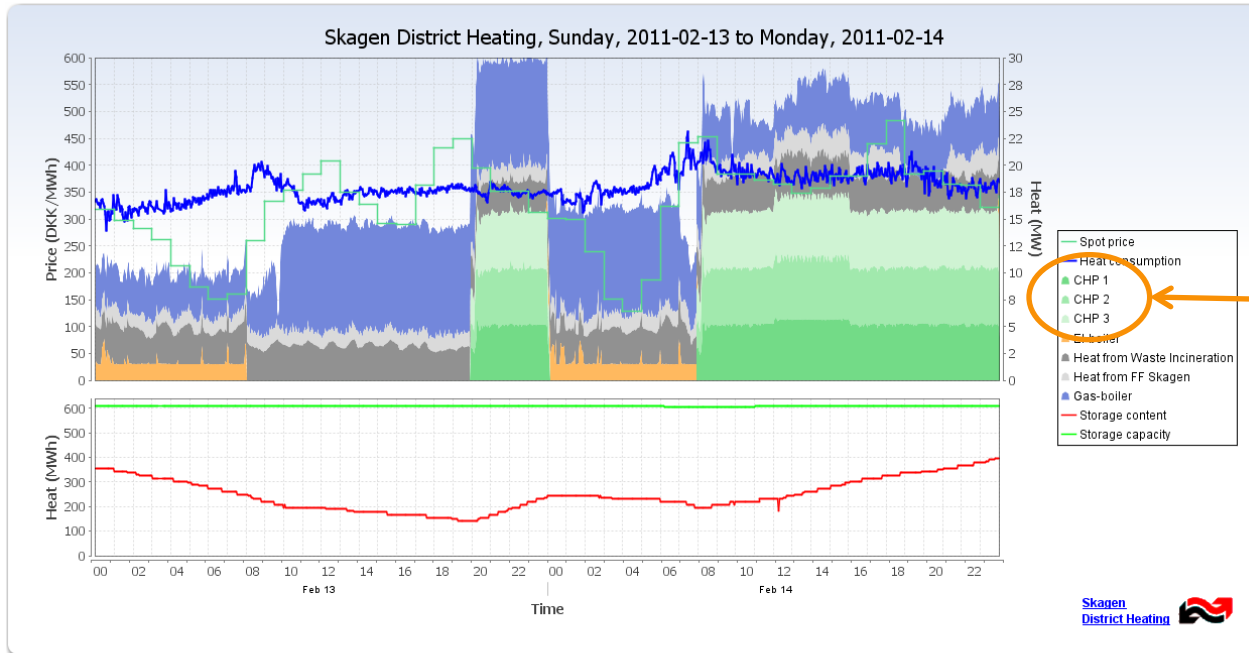
Il caso Danimarca – efficiente, flessibile ed economica

- La Danimarca ha un elevato livello di consapevolezza del valore dell'efficienza energetica ed un forte impegno alla implementazione del concetto di Smart Grid per l'intero comparto energia.
- Elevato utilizzo di fonti rinnovabili per la produzione di energia (eolico)
- Altissimo grado di flessibilità della produzione di energia dagli impianti cogenerativi che permette lo sviluppo delle fonti rinnovabili
- La produzione elettrica è molto bilanciata tra le varie fonti con investimenti principalmente orientati verso le rinnovabili



Cogenerazione SPG

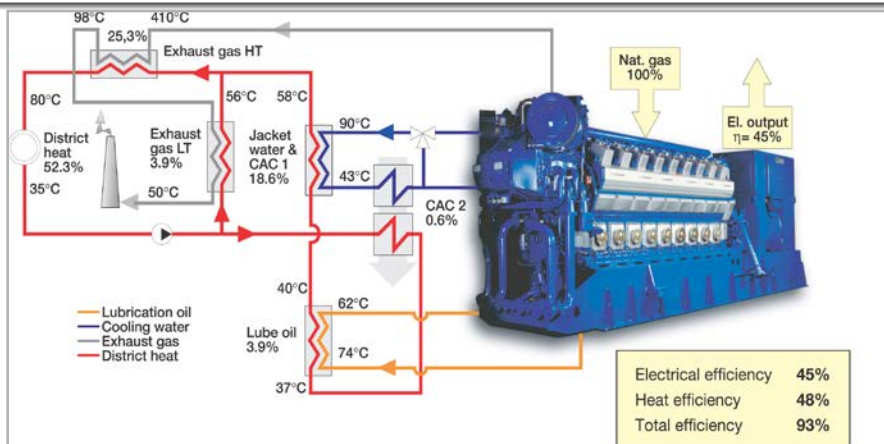
Il caso Danimarca – efficiente, flessibile ed economica



Skagen, Denmark

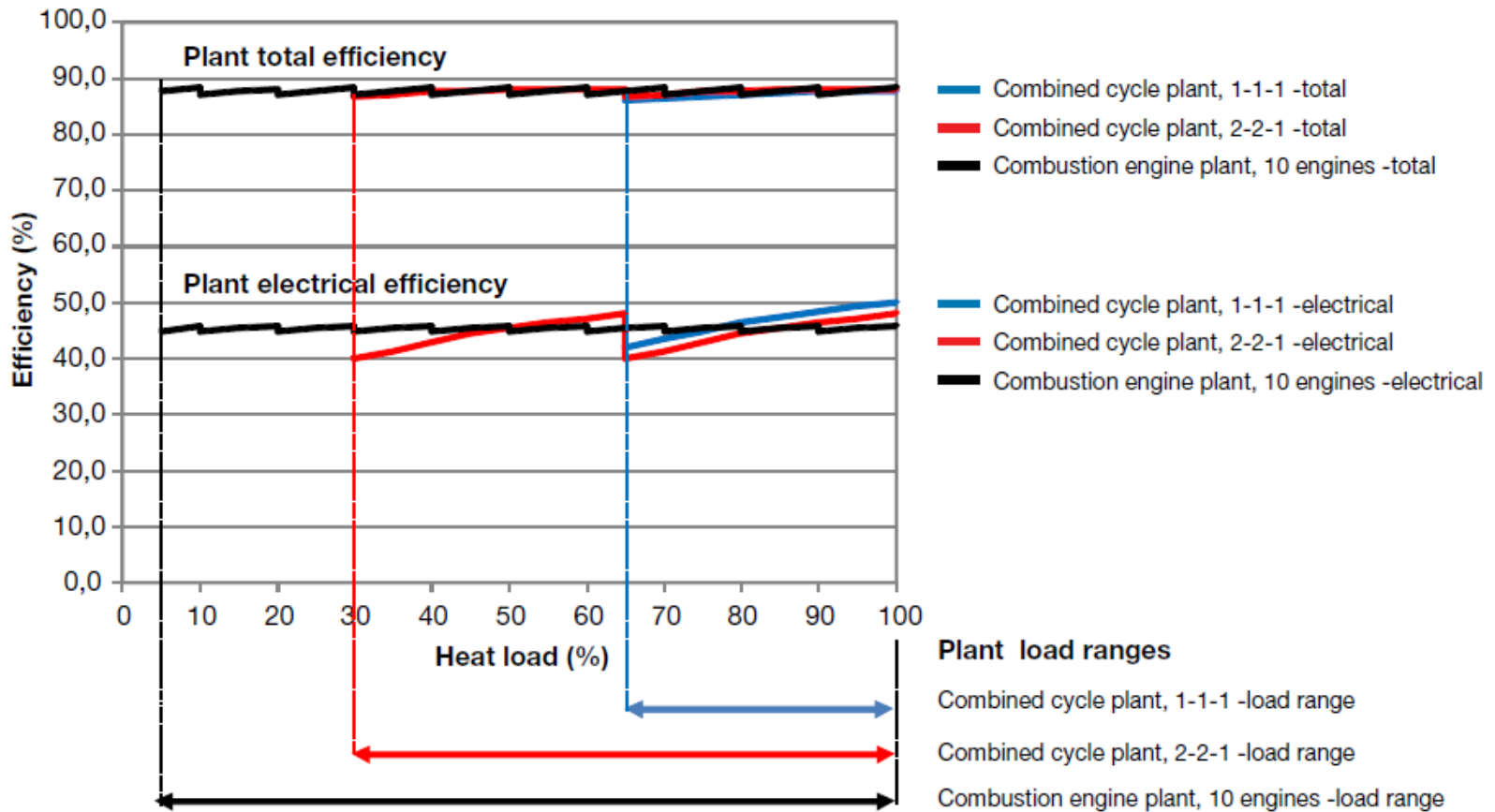
**CHP-plant
(Teleriscaldamento)
3 x Wärtsilä 18V28SG
12.9 MWe / ~17-18 MWth**

Source: EMD international A/S



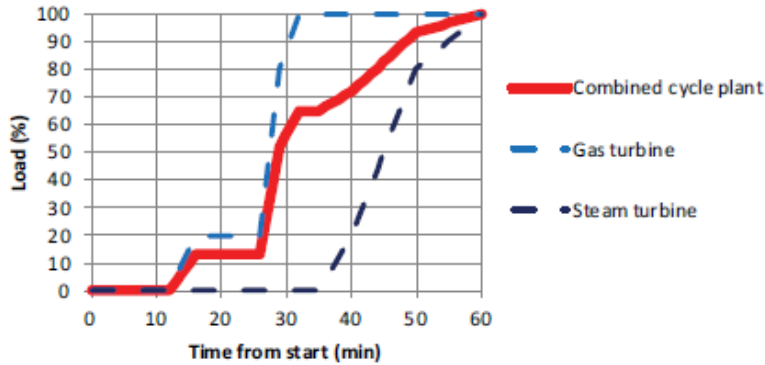
Carico vs Efficienza

Load ranges and efficiencies on plant level

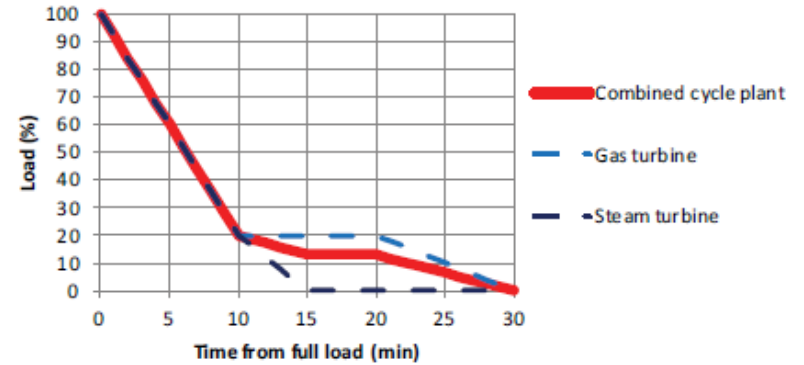


Start-up & Shut down

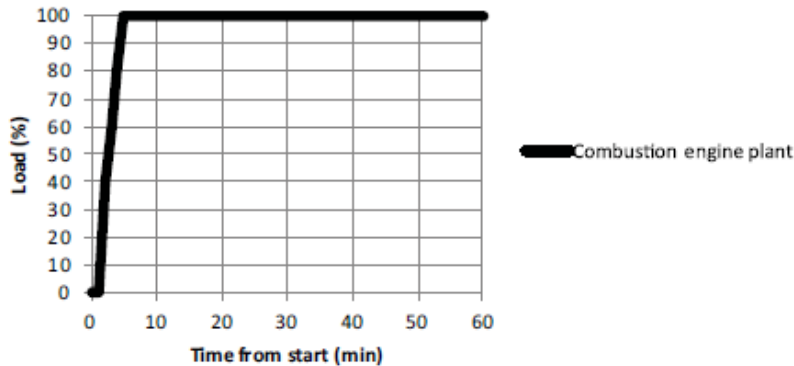
Start-up procedure, Combined cycle plant



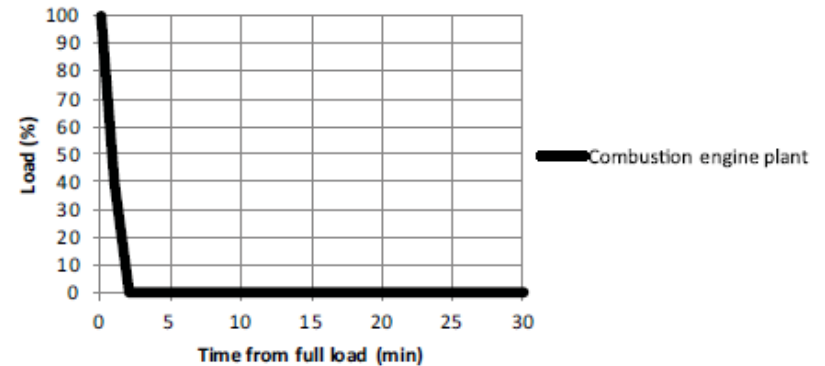
Shut down procedure, Combined cycle plant



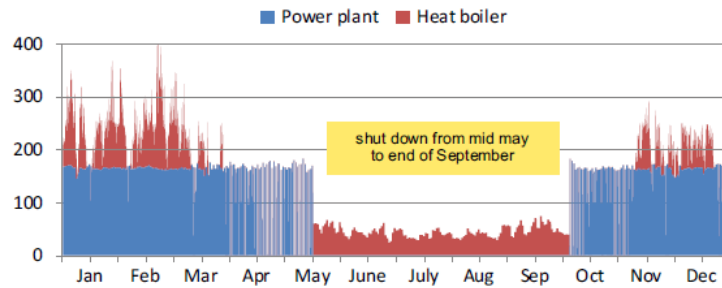
Start-up procedure, Combustion engine plant



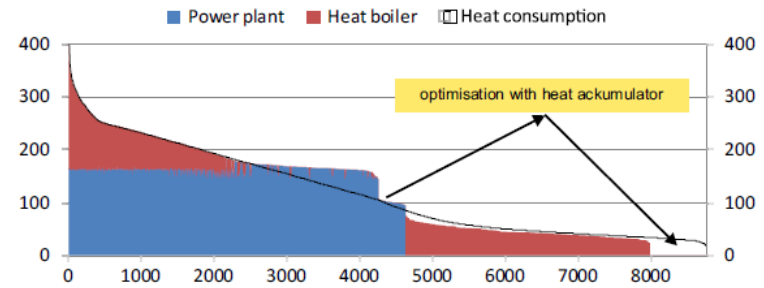
Shut down procedure, Combustion engine plant



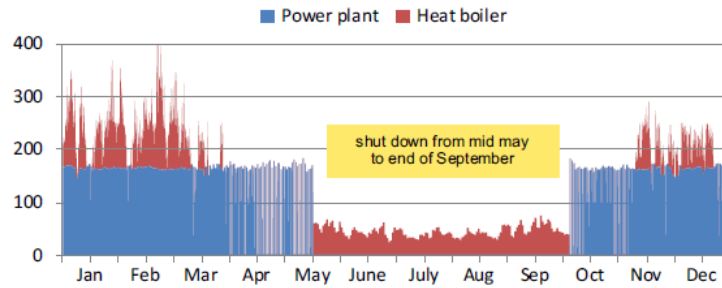
Combined cycle plant, 1-1-1, Annual Heat Variation



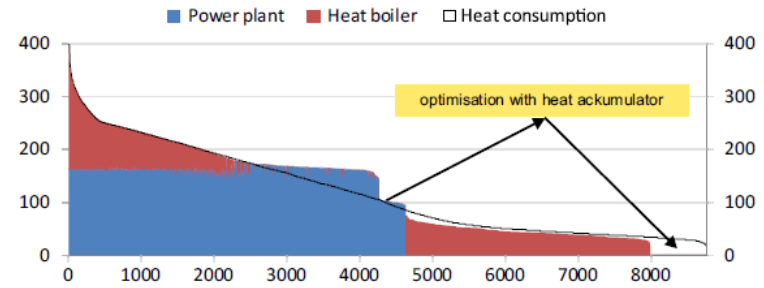
Combined cycle plant, 1-1-1, Annual Heat Duration



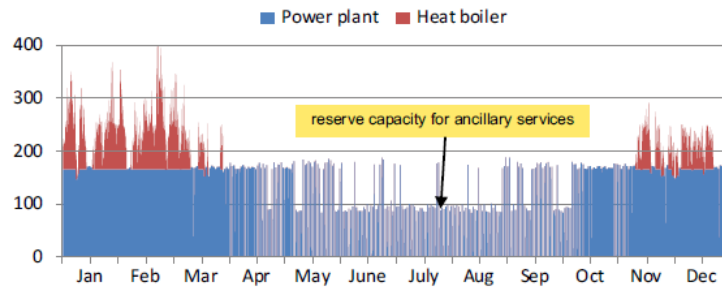
Combined cycle plant, 2-2-1, Annual Heat Variation



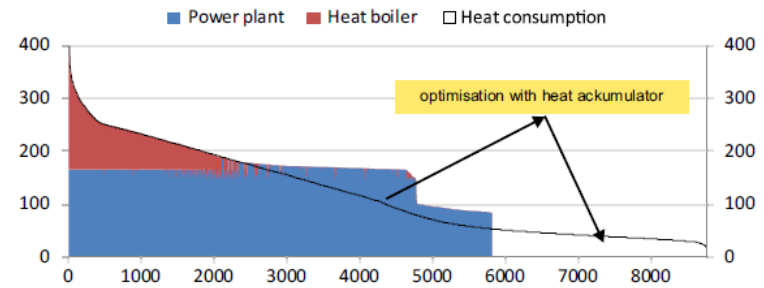
Combined cycle plant, 2-2-1, Annual Heat Duration



Combustion engine plant, Annual Heat Variation



Combustion engine plant, Annual Heat Duration



Smart Power Co-Generation

- Flessibilità
- Efficienza
- Servizi ausiliari alla rete
- Bilanciamento
- Peaking
-



SEA ENERGIA – Aeroporto Milano Linate

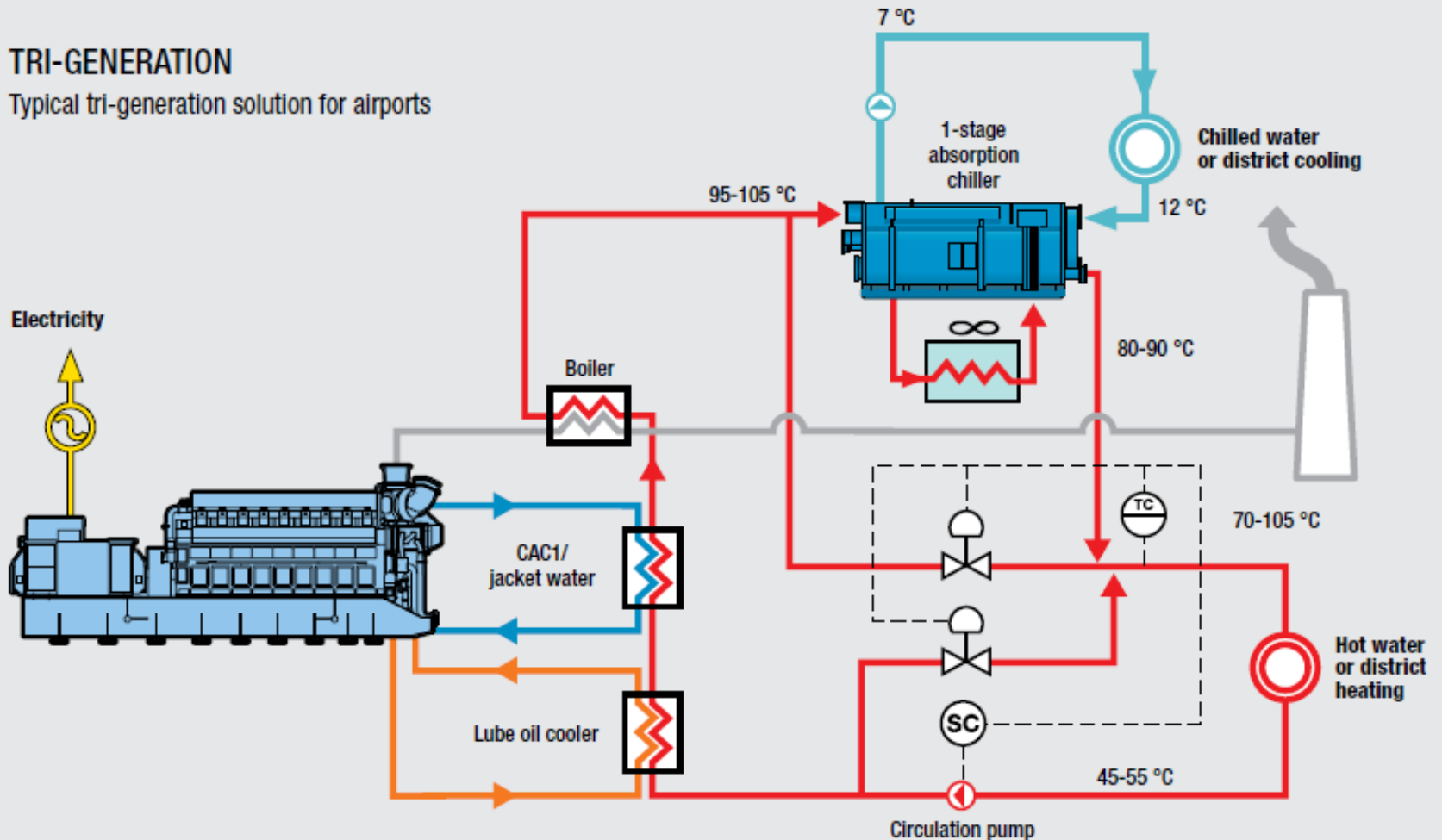


Motogeneratori	3 x 20V34SG
Potenza Elettrica	24.129 kWe
Potenza Termica	19.082 kWth
Efficienza Elettrica	46,2%
Efficienza Totale	82,7%
CO2 evitate	35000 ton/yr
Emissioni NOx	40 mg/Nm ³ (5% O ₂)



Trigenerazione

TRI-GENERATION









Typical tri-generation solution for airports



POWER IN ITALY

WIT Power Plants 
 WIT Service Centers 

Power Plants

NG   (in costruzione)
 LFO  
 HFO  
 LBF  

177 impianti
 1300 MW



Wärtsilä Italia Power Plants Mix

Motori: W34 (9L, 16V, 18V, 20V)
 W20 (6L, 9L)
 W32 (6L, 9L, 12V, 16V, 18V, 20V)
 W46 (18V)

Potenza: from 1 MW (Treviglio) to 120MW (Monopoli)

Scopo: ED,EEQ and EPC

Combustibili: Gas, Bioliquidi, Gasolio, olio combustibile

Conclusioni

Conclusioni

Il futuro è della efficienza, della flessibilità e del Mix delle fonti.

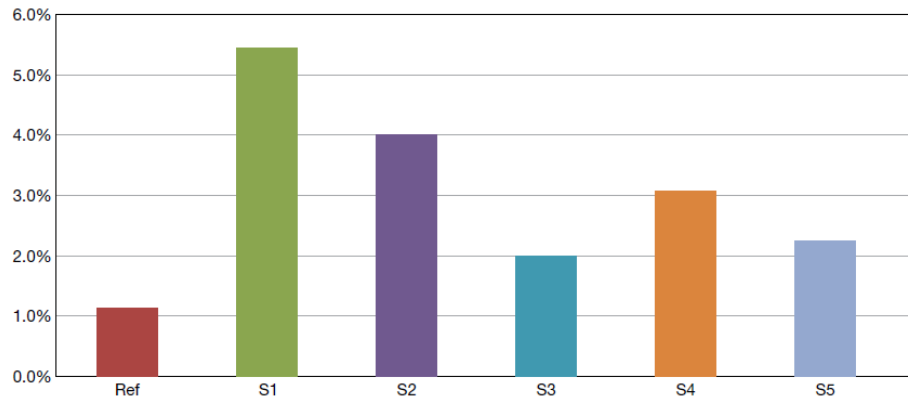


Conclusioni

La Smart Power Generation è la capacità che ci permette di massimizzare l'efficienza complessiva del sistema elettrico e che ci permette una transizione ad un sistema elettrico più sostenibile



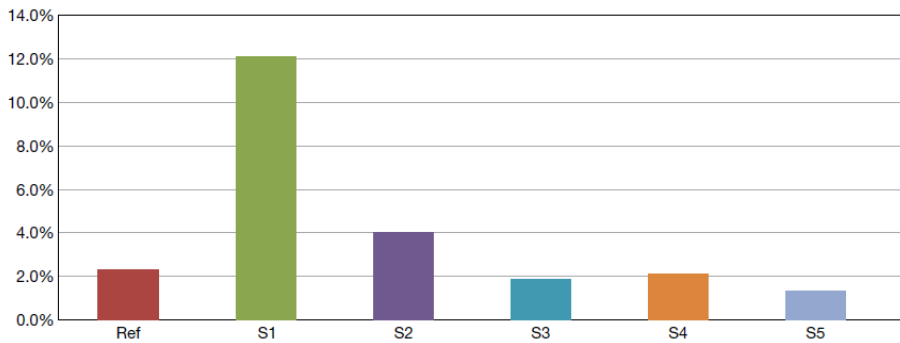
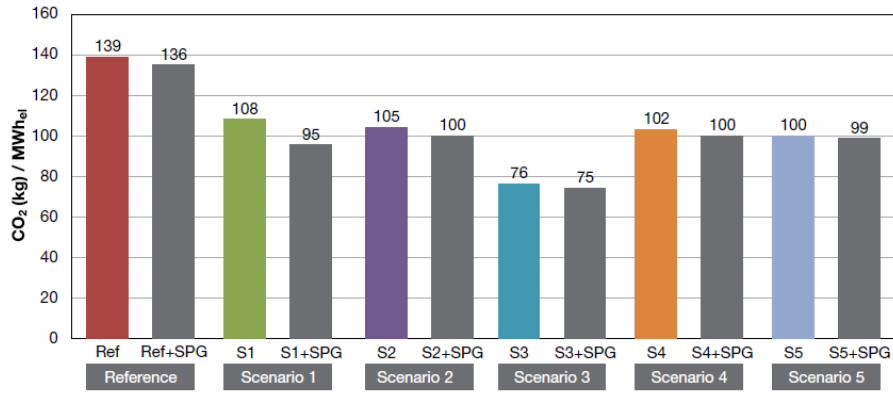
Conclusioni



Riduzione media dei costi di generazione con Smart Power Generation (elaborazione Wartsila modello Plexos Spagna 2030).



Conclusioni



Emissioni e riduzioni di
emissioni di CO₂ in scenari
differenti con
Smart Power Generation
(elaborazione Wartsila modello Plexos Spagna 2030).

La cogenerazione è un tassello importante della Smart Power Generation ed elemento essenziale per l'efficienza complessiva di sistema



Conclusioni

La cogenerazione a gas naturale o a Bioliquidi garantisce stabilità di rete senza richiedere ulteriore capacità ma essendo essa stessa facilitatrice per le altre fonti rinnovabili non programmabili




**La Cogenerazione è una
occasione da non perdere!**



SMART POWER
CO-GENERATION
ADESSO!





Grazie !



WÄRTSILÄ